
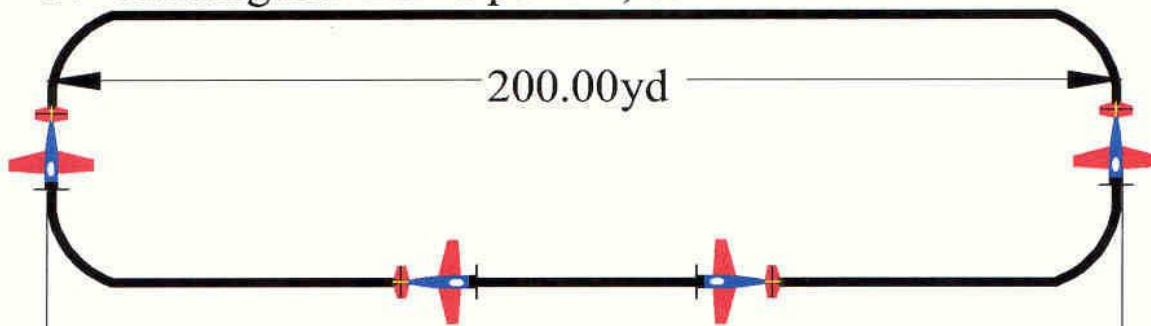


Check Out Flight

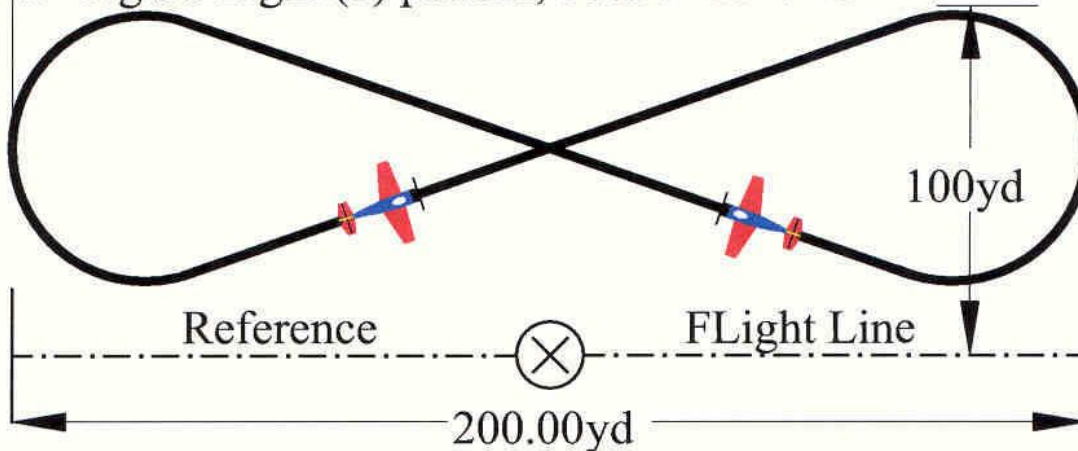
1. Straight flight out into the prevailing wind over the center line of the field, & continue straight for 100yd.
2. Procedure turns, both directions.



3. Rectangular traffic pattern, both directions.



4. Figure Eight (8) pattern, both directions.



5. Three (3) successive controlled take off's and landings must be executed in both directions as follows:
 - * Take-offs shall be straight, gradual ascents, with the initial turn going away from the pit area.
 - * Landings shall be straight, gradual descents, with the touchdowns in the approximate center of the field.NOTE: The landings must be flared at touchdown with no rock-like descents of multiple hops will qualify.